

MODEL	FITTING SIZE*		DIMENSIONS						WEIGHT	
	in	mm	A		B		C		oz	gr
VC250-A	1/4	6	3-1/2	89	2.0	51	1.0	25	1.5	43
VC250-B	3/8	10	4-1/8	105	2.0	51	1.0	25	2.0	57

\*Push-to-connect fittings

REF	ITEM	MATERIAL	CERTIFICATIONS
1	Body	Clear PVC	NSF 61 FDA Compliant
2	Check Cartridges		NSF 61/9
	Housing	Acetal	ASME A112.18.1
	Guide	Acetal	ASME A112.18.3
	Plunger	Acetal	FDA Compliant
	Spring	301 Stainless	CSA B125
	O-Rings	Silicon	
3	Fittings		NSF 51 & 61
	Housing	Polypropylene	WRAS Certified
	Collets	Polypropylene	FDA Compliant
	Gripper Teeth	304 Stainless	
	O-Rings	EPDM	

\*VistaChecks meet California Health & Safety Code 116875 lead standard and are RoHS compliant.

TECHNICAL DATA	
Maximum Operating Temperature	140°F (60°C)
Maximum Operating Pressure	150 psi (10.3 bar) @ 70°F (20°C) 70 psi (4.8 bar) @ 140°F (60°C)
Maximum Flow Rate	2.0 gpm (7.57 Lpm)
Medium	Clear Water – Tap, High Purity R/O, Deionized, Distilled, etc.
Check Valve Cracking Pressure	Approximately 0.40 psi (0.027 bar)

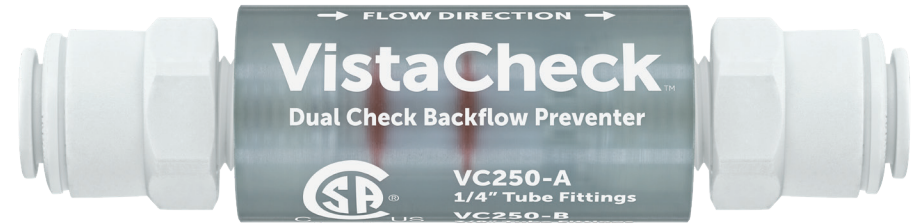


VistaWaterGroup.com (480) 462-2707  
1244 County Road 1475, Ashland, Ohio 44805

M2605/190221

# VistaCheck™

CSA-Certified Dual Check Valve Backflow Preventer  
Installation Guide & Owner's Manual



### Typical Uses Include:

- Cold water faucet supply lines
- Hot water faucet supply lines
- Pull-out sprayer hose-connected outlets
- Reverse osmosis systems
- Deionization systems
- Distillation systems
- Dialysis systems

### Continuous-Pressure Applications:

- Residential
- Commercial
- Industrial
- Medical / Dental
- Food Service
- Hair Salons & Spas
- Specialty Applications

### Testing Procedures

CSA Certified VistaCheck Dual Check Backflow Preventers can be tested both prior to and after installation in several ways.

For specific details on testing VistaChecks, go to the VistaCheck Resources page and download or print the testing protocol document including the step-by-step directions, Annual Test Record and VistaCheck Maintenance Record tables.

[VistaWaterGroup.com/VistaCheck](http://VistaWaterGroup.com/VistaCheck)



VistaWaterGroup.com (480) 462-2707  
1244 County Road 1475, Ashland, Ohio 44805

The VistaCheck™ dual check backflow preventer was originally developed in 2004 to be used in conjunction with dental/medical water treatment devices. Its design and materials of construction exceed FDA medical device requirements and are suitable for food contact. VistaCheck is CSA-certified and generally accepted by state and local plumbing code authorities as being suitable backflow and cross connection protection for use with in-line continuous pressure applications including sinks or other applications where a sprayer or hose-type device could be submerged in a non-potable liquid.



VistaCheck has two (2) independently acting, normally closed check valve cartridges. They work under continuous and intermittent pressure conditions and may be oriented in any flow direction due to the use of spring-loaded plunger assemblies. Each check cartridge is 100% factory tested for drip-tight operation.

VistaCheck offers low head loss, low cracking pressure and can be used with virtually any type of clear water including municipal and properly filtered well water as well as high purity water like reverse osmosis, deionized and distilled. All materials of construction are resistant to attack by chemicals like chlorine, chlorine dioxide and chloramines. VistaCheck is perfect for applications having up to 3/8" nominal pipe size supplies and provides up to 2.0 gallons per minute. They are ready to install in plumbing, water treatment or medical device applications and come standard with your choice of either 1/4" or 3/8" push-to-connect fittings.

NOTE: The push-to-connect fittings included with VistaCheck are designed to be used with 1/4" or 3/8" O.D. plastic and copper tubing only.

## Installation Procedure

- 1 Cut the tube squarely and, if using plastic tubing, ensure that the cut has not made the tube out of round. Also ensure that the tube has a smooth outside diameter without any burrs or score marks prior to inserting it into the fitting.
- 2 Insert the tube into the fitting by pushing it through the collet and o-ring until it bottoms out against the tube stop. The collet holds the tube in place and the o-ring provides a leak-resistant seal.
- 3 Test and inspect the connection by pushing and pulling the tubing toward and away from the fitting to ensure that it has been installed properly and does not leak.

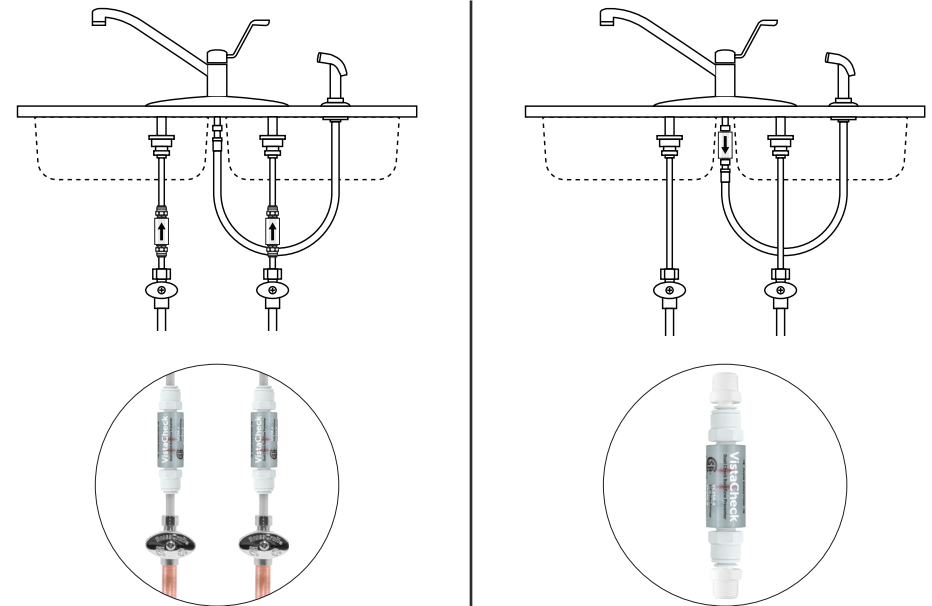
To remove the tubing from the fitting, relieve any water pressure from the tubing and fitting. Push uniformly around the collet flange against the fitting body while pulling the tubing away from the fitting to release it.

**NOTE:** Make certain the VistaCheck is installed in the correct orientation for flow direction. Otherwise, it will block all flow.

In certain applications, VistaChecks may also be used on clean compressed air lines. However, it is recommended to use them with oil-less compressors only. Hydrocarbons from oil-type compressors could damage thermoplastic parts.

**WARRANTY:** VWG warrants the VistaCheck to be free of defects in materials and workmanship for a period of one (1) year from the date of installation.

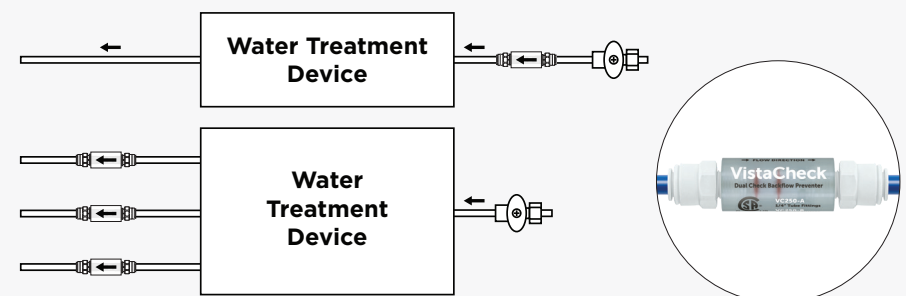
## Typical Applications



**IMPORTANT WARNING:** Do not remove the push-in fittings from the body of a VistaCheck. Doing so will void the warranty and void the CSA certification. Always adapt to the 1/4" and 3/8" push-in fittings with appropriate fittings as needed.



**ADAPTER FITTINGS:** CSA certified VistaChecks come with 1/4" or 3/8" female tube fittings only. Adapting to various male and female thread sizes, etc. can be done using proper stem and tube fittings (sold separately). Here are few typical examples of adapter fittings that can be used.



\* Multiple VistaChecks may be used for separate faucets, test taps, special analyzers, etc.

VistaCheck™ is suitable for use with medical devices due to its FDA compliant materials of construction.