

DrainHub®

Multi-Port Drain Adapter with Air Gap
DrainHub.com



PATENTS PENDING

DrainHub® is a CSA-certified plumbing waste fitting that can receive multiple drain lines from various types of appliances and devices. Its 1/2" NPT threaded ports accept a variety of push-to-connect, compression, and hose barb adapter fittings—many of which are available at DrainHub.com.

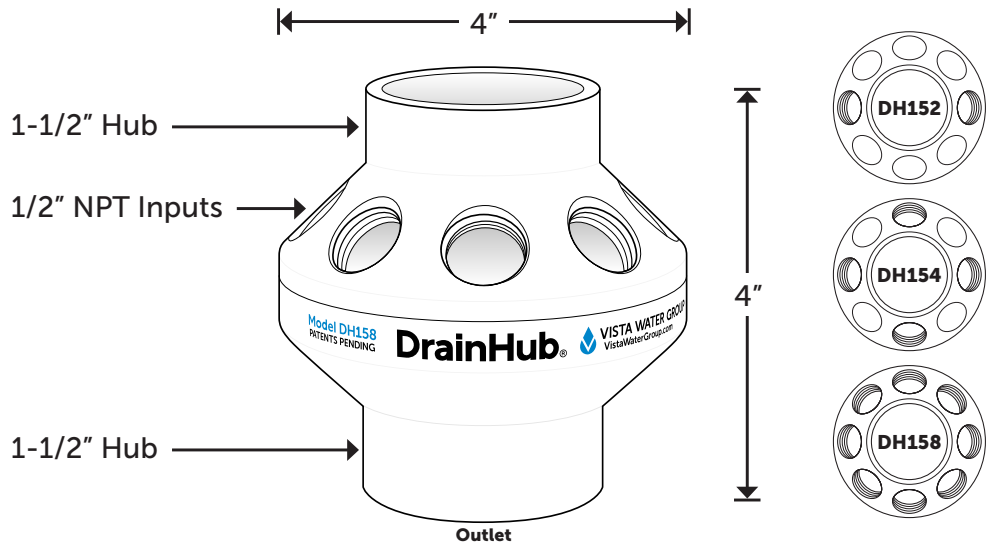
Materials & Dimensions

- Schedule 40 PVC
- 1/2" NPT threaded inputs (2, 4 or 8)
- Top & bottom slip hubs accept 1-1/2" pipe
- Bottom hub O.D. glues into 2" coupling

Codes & Standards Compliance

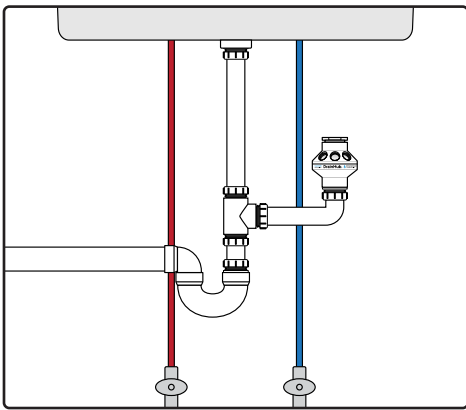
✓ CSA-Certified Product

- ASTM D2665 (PVC)
- ASTM F1498 (Threads)
- ASME A112.18.2-2015
- CSA B125.2-15
- FDA Title 21 Material



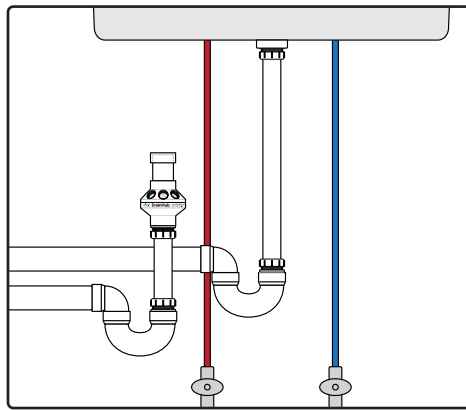
Please read this entire manual before proceeding with installation and use, and always follow local plumbing codes.

DrainHub Position Under Sinks



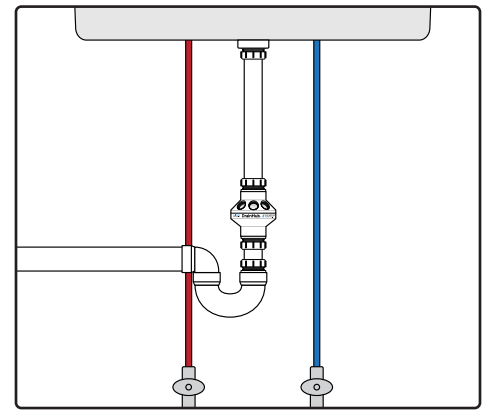
Method A

Installation beside the main drain line can offer maximum flexibility and can be achieved with the use of a simple drain tee adapter fitting. This preferred method of installation is especially appropriate for receiving cooled autoclave exhaust consisting of both liquid condensation and air in the waste stream to avoid "bubbling" in the sink.



Method B

When possible, as in cases of new construction, it can be beneficial to run parallel drain waste systems to separate waste from the sink from other appliances and devices.

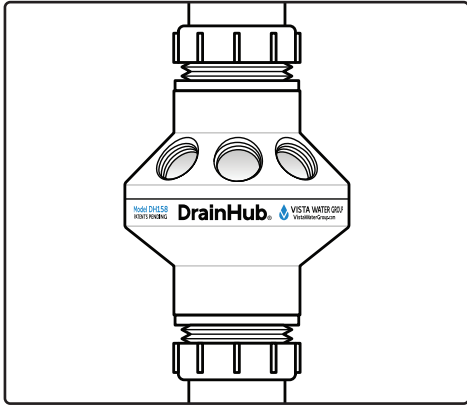


Method C

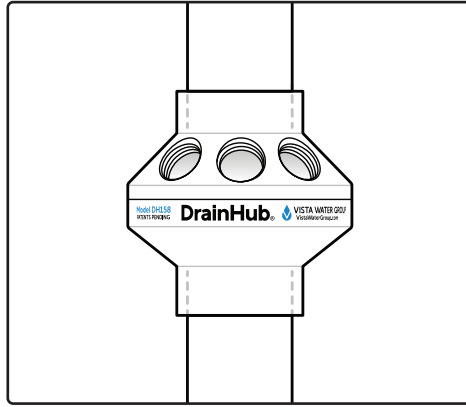
When necessary, it is possible to install the DrainHub fitting directly in the main drain line under a sink. However, this position can result in more audibly noticeable drainage of waste containing a significant amount of air, such as cooled autoclave exhaust, and "bubbling" in the sink.

Connection to Waste Lines

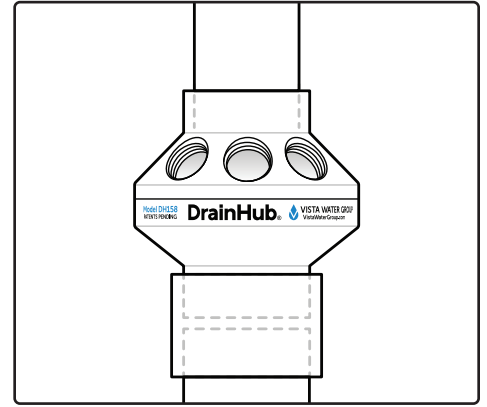
The top and bottom hubs of the DrainHub® fitting are designed to accommodate standard 1-1/2" or 2" pipe, or standard 1-1/2" trap adapters for use with 1-1/2" or 1-1/4" tubular waste lines.



Can Be Connected with Trap Adapters



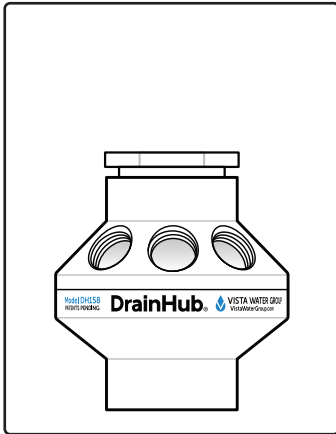
1-1/2" Pipe Fits Inside Hubs



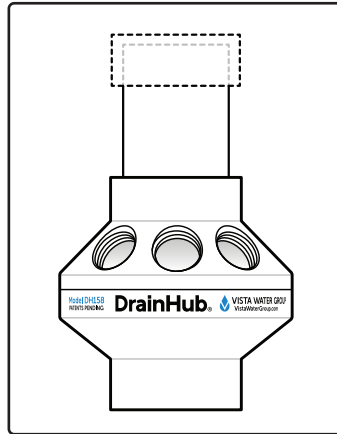
Outlet Hub Fits Into 2" Coupling

Top-of-Fitting Connection Options

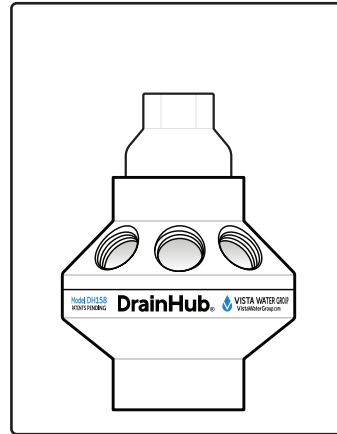
When not installed inline with a main waste line, such as directly under a sink, the top hub of the DrainHub fitting can accommodate various connections. Please consult a licensed plumbing professional to determine the best top-of-fitting connection option, considering the intended use scenario and local code requirements.



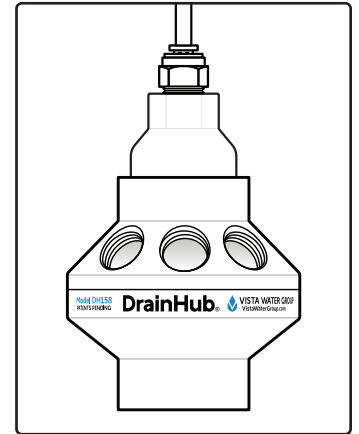
1-1/2" Plug



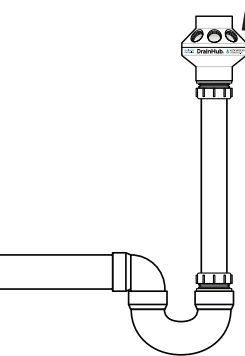
1-1/2" Pipe or Tube Stack
(Open or Capped)



Special Air Vent with
Built-In Ball Check



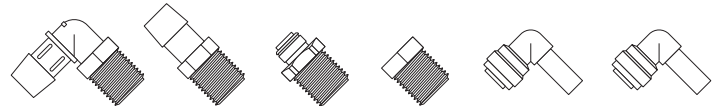
Special Air Vent with
Built-In Ball Check and
Directional Vent Tubing



Use DrainHub on a standpipe to connect:

- Washer Discharge
- Softener Drain Line
- Furnace Humidifier
- A/C Condensate
- R/O System Drain & more

A variety of compatible 1/2" NPT threaded push-to-connect, compression, and hose barb adapter drain fittings are available at DrainHub.com.



! Always install a 1/2" NPT threaded plug in any unused port(s) of the DrainHub.

! Only use approved Teflon® thread tape on fittings. Never use pipe dope or plumber's putty on threads.

! Always follow applicable local plumbing codes when installing DrainHub.

! Always use PVC solvent cement to connect DrainHub.



VISTA WATER GROUP

◆ VistaWaterGroup.com ◆ (480) 462-2707
◆ 1244 County Road 1475, Ashland, OH 44805