

DrainDock®



Multi-Port Drain Adapter

DrainDock® is a patented, certified plumbing waste fitting that can receive multiple drain lines from various types of appliances and devices. Its 1/2" NPT threaded ports accept a variety of push-to-connect, compression, and hose barb adapter fittings.

Standards Certification & Compliance

✓ QAI-Certified Product

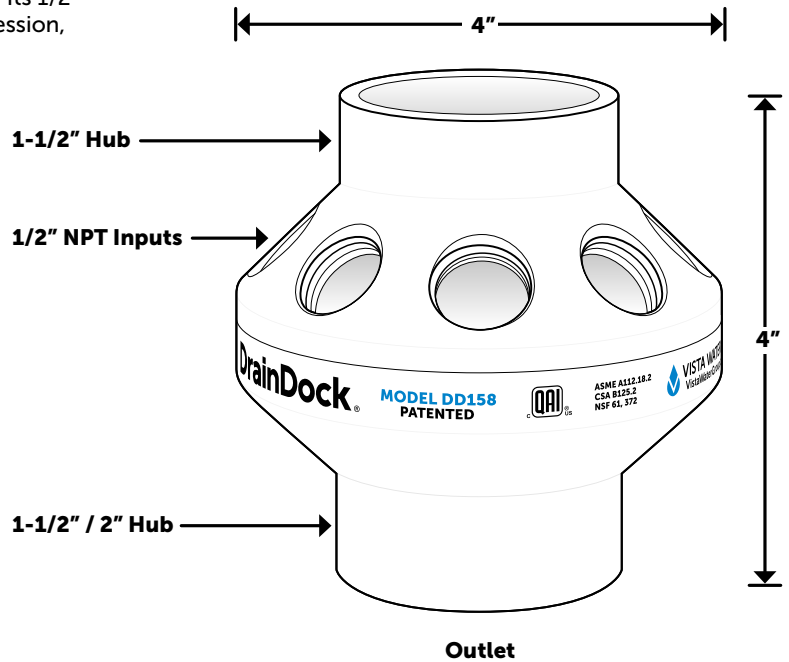
- ASME A112.18.2 / CSA B125.2
- ASTM D2665, F1498
- NSF 61, 372

Notices to Installer / Owner

- Always follow local plumbing/building codes
- Read all instructions prior to installing
- Keep these instructions for future reference
- Protect from freezing temperatures
- Install in an accessible location for servicing
- Flush debris from piping prior to installation
- Never solder on or near PVC material
- Never overtighten fittings into valve ports

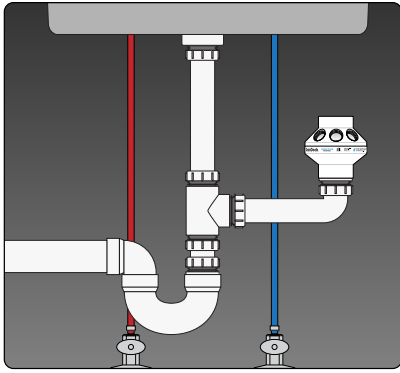
Warranty

Vista Water Group, LLC (VWG) warrants its products to be free of defects in materials and workmanship when properly installed for one (1) year from the date of installation. VWG will replace goods that prove defective at no cost, provided that VWG is notified in writing of such defect and the goods are returned prepaid to the address below, with evidence that they have been installed and used in accordance with instructions. Covered products will be repaired or replaced free of charge at VWG's sole discretion. VWG's liability shall be limited to the agreement to repair or replace the covered product. VWG shall not be responsible for any labor charges or any loss, injury, or damages whatsoever, including, but not limited to, incidental or consequential damages.

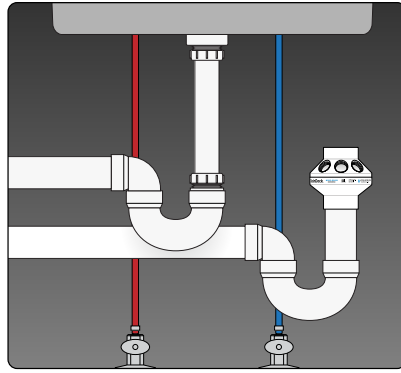


Specifications						
Model Number	DD152	DD154	DD158	DD302	DD304	DD308
Material	Schedule 40 White PVC					
1/2" Female NPT Inputs (Qty)	2	4	8	2	4	8
Output	Trap Adapter, 1.5" Pipe, or 2" Coupling			3" Pipe, 3" x 4" Increaser Coupling		
Diameter	4"					
Height	4"			5"		
Weight	10.7 oz	10.5 oz	10.1 oz	16.1 oz	15.8 oz	15.5 oz
Max Operating Temperature	140° F					
Typical Medium	Water					
Vertical Orientation	Yes					
Continuous or Intermittent PSI	Yes					

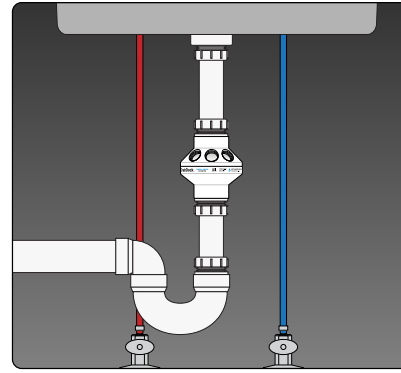
Typical Installation Locations



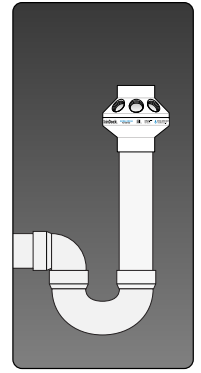
Tee Off Tailpiece



Parallel Drains



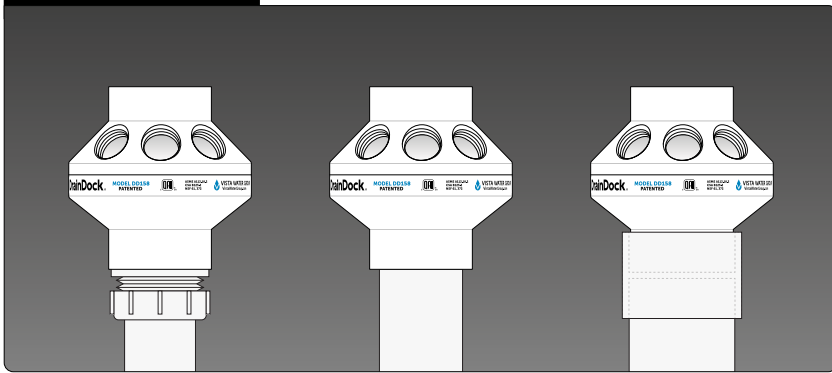
Inline



Standpipe

Typical Connection Methods

DD152, DD154, DD158




Trap Adapter

1.5" Pipe into Hub

2" Coupling

DD302, DD304, DD308



3" Pipe into Hub

3" x 4" Increaser Coupling

Threaded Ports

All DrainDock units feature female NPT inlet ports for maximum flexibility and inventory control. Hundreds of fittings can be used to suit various installation requirements.

Proper Installation of Male NPT Fittings

Tapered threads are "free running" until the male and female thread paths fully wedge to form a seal. Turning past "free running" will increase stress, especially on the female fitting. **Never over-tighten fittings.** The proper way to assemble an NPT joint (especially for PVC fittings) is to use a compatible thread sealant paste or tape then never tighten more than one or two full turns beyond "finger tight." Connections made to DrainDock units are not under water pressure conditions so there is no need to over-tighten.

Please note: because connection requirements vary widely, the Male NPT fittings necessary for proper installation are not included with the DrainDock. Simply select the appropriate, commonly available Male 1/2" NPT fittings for the installation.



Always install a 1/2" NPT threaded plug in any unused port(s) of the DrainDock.



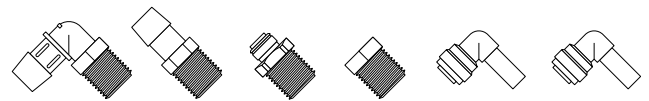
Only use approved Teflon® thread tape on fittings. Never use pipe dope or plumber's putty on threads.



Always follow applicable local plumbing codes when installing DrainDock.



Always use PVC solvent cement to connect DrainDock.



A variety of compatible 1/2" NPT threaded push-to-connect, compression, and hose barb adapter drain fittings are available at DrainDock.com.