

DrainGap®

PATENTED

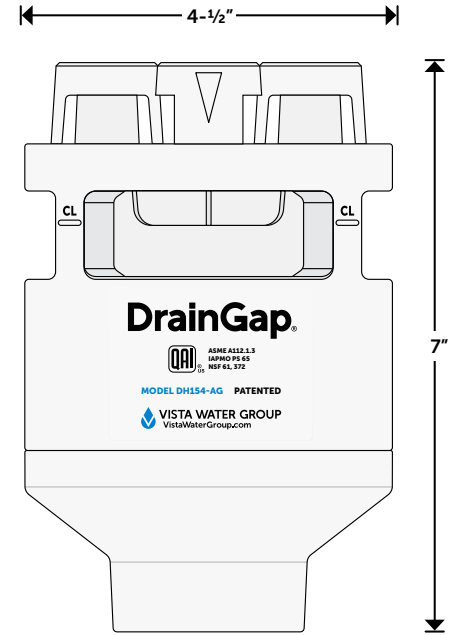
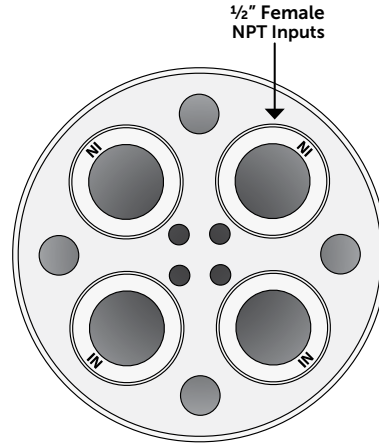
Multi-Port Drain Adapter with Air Gap

DrainGap® is a certified plumbing water fitting that can receive multiple drain lines from various types of appliances and devices. Its 1/2" Female NPT injection-molded ports accept a wide variety of thread-in compression, push-to-connect, and hose barb adapter fittings. It has an integrated two-stage air gap.

Standards Certification & Compliance

✓ QAI-Listed Product

- ASME A112.1.3
- IAPMO PS 65
- ASTM D2665
- ASTM F1498
- NSF 61
- NSF 372



Notices to Installer / Owner

- Always follow local plumbing/building codes
- Read all instructions prior to installing
- Keep these instructions for future reference
- Protect from freezing temperatures
- Install in an accessible location for servicing
- Flush debris from piping prior to installation
- Never solder on or near PVC material
- Never overtighten fittings into valve ports

Threaded Ports

All DrainGap units feature female NPT inlet ports for maximum flexibility and inventory control. Hundreds of fittings can be used to suit various installation requirements. See detailed instructions on the reverse side of this page for proper installation of male NPT fittings into female ports.

Warranty

Vista Water Group®, LLC (VWG) warrants DrainGap Multi-Port Drain Adapters to be free of defects in materials and workmanship when properly installed for one (1) year from the date of installation. Covered product must be returned to the address below freight prepaid and, if found defective, will be repaired or replaced free of charge at VWG's sole discretion. VWG's liability shall be limited to the agreement to repair or replace the covered product.

Specifications			
Model Number	DH154-AG	DH304-AG	DH404-AG
Material	White PVC		
Inputs	1/2" Female NPT (Qty 4)		
Output	1.5" Pipe or 2" Coupling	Requires 3" Coupling	Requires 4" Coupling
Diameter	4.5"		
Height	7"	8.75"	8.375"
Weight	12.9 oz	15.1 oz	15.1 oz
Max Operating Temperature	140° F		
Max Flow Rate - Backsiphonage	4 gpm	7 gpm	11 gpm
Max Flow Rate - Backpressure	11 gpm		
Typical Medium	Water		
Vertical Orientation	Yes		
Continuous or Intermittent PSI	Yes		

Installation Procedure

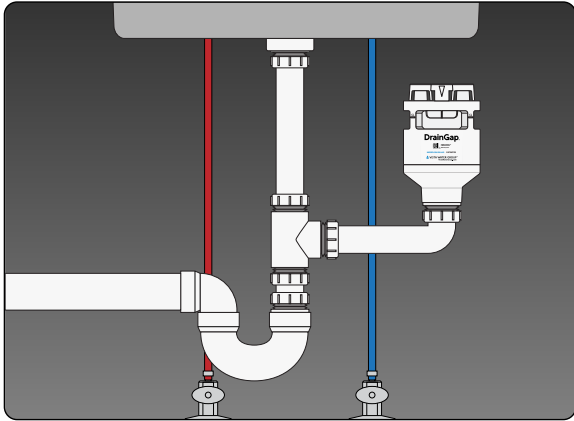
DrainGap models DH304-AG and DH404-AG should be installed on a standpipe using an appropriate coupling or reducer coupling (not included).

Please note: because connection requirements vary widely, the Male NPT fittings necessary for proper installation are not included with the DrainGap. Simply select the appropriate, commonly available Male 1/2" NPT fittings for the installation.

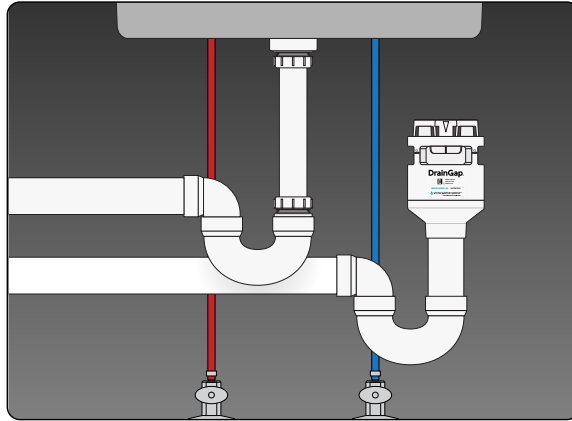
Proper Installation of Male NPT Fittings

Tapered threads are "free running" until the male and female thread paths fully wedge to form a seal. Turning past "free running" will increase stress, especially on the female fitting. **Never over-tighten fittings.** The proper way to assemble an NPT joint (especially for PVC fittings) is to use a compatible thread sealant paste or tape then never tighten more than one or two full turns beyond "finger tight." Further, the connections made to DrainGap units are not under water pressure conditions so there is no need to over-tighten.

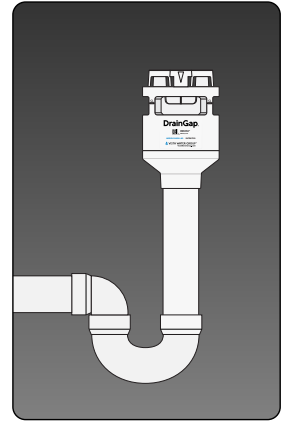
Typical Installation Locations



Tee Off Tailpiece

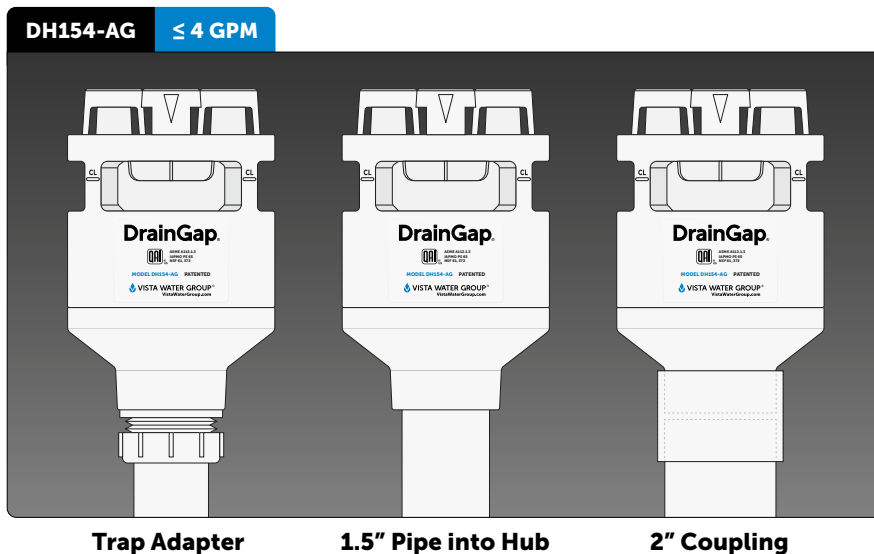


Parallel Drains



Standpipe

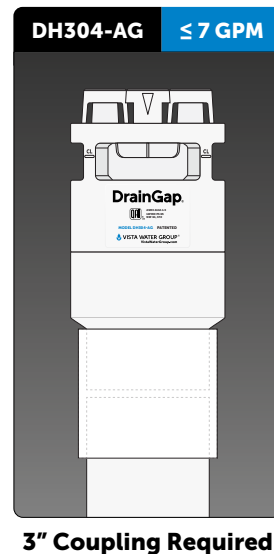
Typical Connection Methods



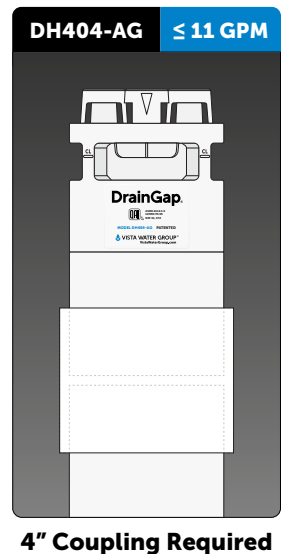
Trap Adapter

1.5" Pipe into Hub

2" Coupling



3" Coupling Required



4" Coupling Required

Reducer couplings may be used to adapt these DrainGap models to smaller-diameter standpipes.



VISTA WATER GROUP

◆ VistaWaterGroup.com ◆ (480) 462-2707
◆ 1244 County Road 1475, Ashland, OH 44805

M2501/240925

© 2024 Vista Water Group, LLC. All rights reserved.